




How to connect
Wine Coolers





Welcome to Smeg IoT

SmegConnect is Smeg's smart APP to connect with your household appliances and control them via your smartphone or tablet, wherever you are.

When technology meets our needs, everyday's household activities are made simpler with more free time for our leisure.


SMEGCONNECT

Thanks to **SmegConnect**, you can interact with your appliances through your smartphone and tablet.

Through the APP you can **select, customise** and **programme** all of your products, **anywhere**, so that your time can be freely managed and you know you can have everything under control.

Thanks to the support of the Personal Assistant, Direct Assistance and Food & Wine section, the APP simplifies household activities with a touch of quality and entertainment.

Your **Personal Assistant** replies to all your requests while surfing the APP and using the appliance, to find its functionality very easily. The **Direct Assistance** section offers useful suggestions to the FAQs and access to report faults or enquires direct to your customer services team, through a single click. This App has cosmopolitan features but a Made in Italy soul and focuses on **Food & Wine**, the section dedicated to contents of the food world, customisable according to your passion, to match recipes and your favourite wines thanks to the suggestions of sommeliers and famous chefs.



1




REQUIREMENTS FOR INSTALLATION

Before registration of the product, check the following:

- Your Smeg appliance has connectivity features (click here to see if it is [a SmegConnect Appliance](#)).
- Your appliance is correctly connected to the power supply socket.
- The area where the appliance is to be installed in has an operating WLAN (wireless) network with a dedicated router.
- Your router is connected to the Internet and the Wi-Fi function (2.4 GHz band, WPA2 encryption) is active.
- Wi-Fi network name and password are within easy reach.
- The mobile device smartphone or tablet is fitted with iOS version 10.x or higher or Android version 5.1 or higher.

2

HOW TO INSTALL THE APP

- The SmegConnect App  is available for iOS and Android devices:
 
- Search for it in the stores by entering **SmegConnect** and install it on your smartphone or tablet
- After installation, open the APP and follow the prompted access procedure
- Create your profile entering all data needed for registration
(fields marked by the asterisk "" are compulsory)*
- After registration a confirmation email will be sent to your email address
- Complete your registration by clicking on the link within the confirmation email



3

REGISTER AND CONNECT THE WINE COOLER

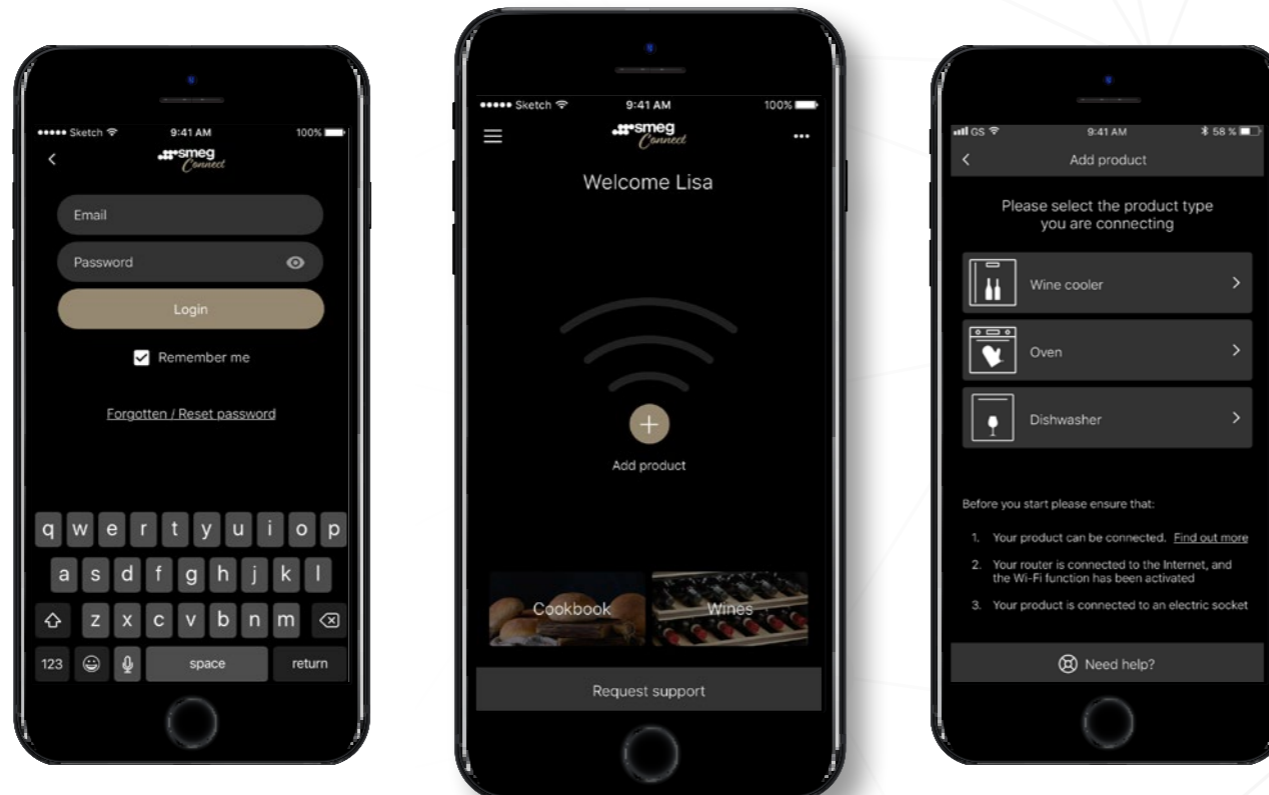
i The registration step is formed by alternated operation to be made in the APP **A** and on the display of the appliance **D**.
To add the products to your APP you will need access to the appliance.

A

1. Login


2. On the main screen, select Add product **+**

3. Select Wine Cooler 



i The registration procedure can be interrupted at any time by pressing the Connection button. In this case, "CF" will be displayed at the end.

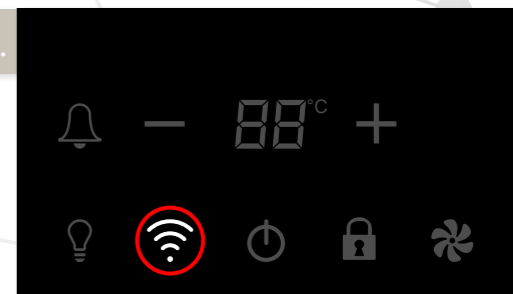
①

4. Make sure that the wine cooler is switched on, otherwise press the ON/OFF button . If the appliance is in standby, press any button to activate the control panel.

5. Hold the CONNECTION button  until the display shows "SC"

6. Within 30 seconds hold the LIGHT button  for 3 seconds until it starts flashing.

5.



6.





A


7. Press **Manual mode**
8. Enter the Wi-Fi configuration of your device by clicking on the link Open Wi-Fi settings
9. Select the network **smegconnect**, enter the password **smeg0001** and wait until the connection has completed
10. Go back to APP and press **Next**



ⓓ

11. Within one minute, hold the FAN button  until the CONNECTION button  starts flashing

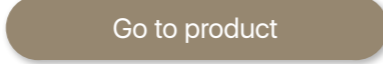
Ⓐ

12. Enter the data of your home Wi-Fi network.
Press  and wait for it to connect

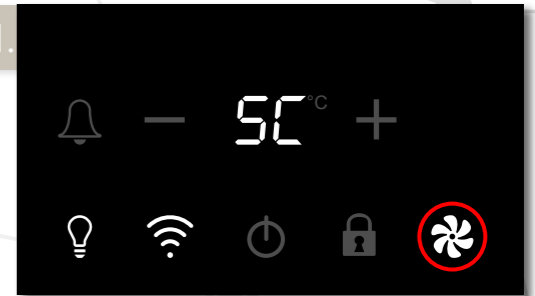
ⓓ

13. A buzzer will sound to indicate that the procedure has completed. The CONNECTION button  will start flashing

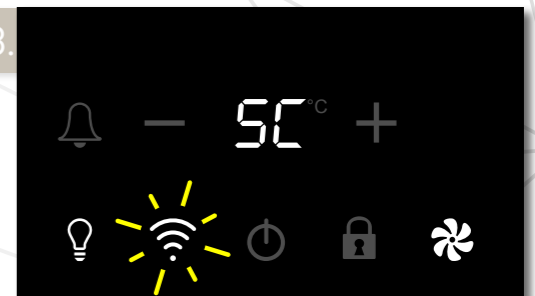
Ⓐ

14. Press  to start interacting with your wine cooler from the mobile device

11.



13.



14.




4

WHAT TO DO IF...

During the connection the display shows “CN” alternately with the temperature value.

If this continues for more than one minute, there might be problems in the remote connection:

- Check if the router is switched on
- Check if the router is within range
- Check if the network is working
- Press the CONNECTION button  to disconnect the device and retry later

The product registration procedure fails on product or in APP.

- Check what already described in the previous point
- Verify that the Wi-Fi network has the WPA2 security setting
- Check the data connection status, if the mobile device uses it to access at Internet

“CF” is shown at the wine cooler’s display

- If Connection Failed is displayed during registration, it means that some passages of the procedure did not work properly or were interrupted.

To remove press the key Alarm (wine cellars with single compartment) or the key for upper compartment display (wine cellars with double compartment).

For further info: www.smeguk.com/faq/smegconnect



Much more than an appliance

SmegConnect is a continuously evolving App, developing our App for your needs.

Now it can be used with wine coolers, ovens and dishwashers, but later on it will be also able to manage other appliances to add more contents every time.

Data security and protection

Smeg implements the best solutions to guarantee data security of any connected appliance, thanks to a careful design and continuous updating.

All SmegConnect products follow the standards for Wi-Fi systems, such as WPA2 and WPS, used by home routers to establish encrypted communication channels.

The communications among all components within the SmegConnect system - Products, APP and Cloud - are protected according to the state-of-the art versions of the TLS protocol, the most evolved safety standard for Internet communication.

Safety of users

For safety and compliance with the standards in force, some functions will not be available via the APP for some SmegConnect appliances or will be limited vs what can be done through manual activation.

For these functions a manual activation will be required.

For information about possible function limits through the APP, refer to the instruction manual supplied with the appliance.

Smeg S.p.A

Via Leonardo da Vinci, 4
42016 Guastalla (RE), Italy
www.smeg.com