


## CMS4604NR

Coffee machine, Dolce Stil Novo, Automatic, Black



### SILENT

With 20% less noise than the previous model, the new coffee machines are among the quietest on the market.




### FAST

The perfect espresso is prepared in just 10 seconds and for cappuccino it takes less than a minute.



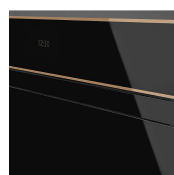
### ECO FRIENDLY

According to Swiss FEA standards, the consumption of coffee machines is only 41KW / Hy



### DECAFFEINATED FUNCTION

The coffee machines are suitable for all tastes, with the possibility of also using coffee beans or pre-ground coffee, to obtain an excellent decaffeinated coffee.



### NATURAL MATERIALS

Like many natural materials, slight imperfections in metals are to be expected, along with natural discolouration of these materials over time through useage and exposure to sunlight.



## TYPE

Product Family: Coffee machine • Type: Automatic • Category: 45 cm compact • EAN code: 8017709264369

## AESTHETICS

Colour: Black • Finishing: Gloss • Aesthetics: Dolce Stil Novo • Components finishing: Copper • Glass Type: Eclipse

## PROGRAMS / FUNCTIONS

N° drinks: 13 • Pre-heat infuser function: Yes • Coffee function (single): Yes • Coffee function (double): Yes • Automatic Cappuccino maker with separate tank for milk: Yes • Hot water function: for Tea or other drinks: Yes • Ground coffee option: Yes • Adjustable coffee intensity: 5 levels • Variable coffee length: 5 levels • Adjustable cappuccino foam: Yes • Automatic descaling: Yes • Automatic rinsing: At every switch on/off • Programmed automatic switch-on: Yes • Variable coffee temperature: 3 levels • Adjustable coffee grinder: Yes, 13 levels • Lack of water signal: Yes • Water hardness: Yes • Child lock: Yes • Demo mode: Yes

## CONTROLS

Display: 4,3" TFT colour soft touch • Type of control setting: Touch control

## TECHNICAL FEATURES

Grinder: Semiprofessional stainless steel conical grinder • Coffee granules compartment: Yes • Removable water container: Yes • Ground coffee compartment: Yes • Height-adjustable coffee spout: Yes, 85-142 mm • Used coffee waste container: Yes (14 single, 7 double) • Drip tray: Yes • Steam dispenser: Yes • Thermal carafe: Yes, stainless steel 0,5 L with autoclean system • Heating system: Thermoblock + Steamer • Removable milk jug: Yes • Cup holder: Yes, warmed • Pump pressure: 15 bar • Water container capacity: 2.40 l • Coffee granule container capacity: 350 g • Lights: 4 • Light Type: LED • Installation: On telescopic guides

## ELECTRICAL CONNECTION

Nominal power: 1350 W • Voltage (V): 220-240 V • Frequency (Hz): 50-60 Hz • Power supply cable length: 180 cm

## LOGISTIC INFORMATION

Dimensions of the product (mm): 455x595x470 • Width (mm): 595 mm • Depth (mm): 470 mm • Net weight (kg): 20.000 kg • Gross weight (kg): 29.000 kg • Height (mm): 455 mm

